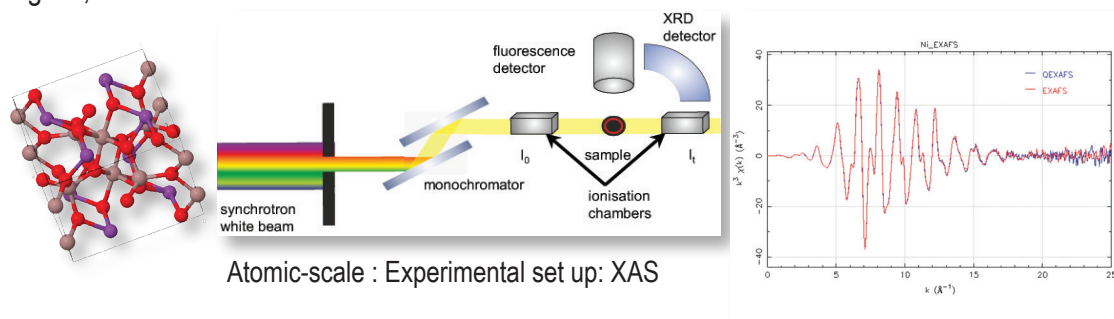


B18 – X-ray Absorption Spectroscopy

B18 is a general purpose XAS beamline at Diamond. This beamline is part of an integrated project devoted to XAS, which includes a microfocus XAS beamline (I18) and a high flux versatile scanning and dispersive XAS (I20).

The beamline has developed the Quick EXAFS technique, where a single XAS spectrum can be collected in few seconds to few minutes. The wide energy range (2-35 keV) provides access to all elements ranging from phosphorus and sulphur up to the actinides. This beamline also provides the option of a combined set up of XAS/XRD; other complementary techniques can be integrated to allow complex studies of various materials under time-resolved, *in situ* conditions. The experimental area has sufficient space and flexibility to allow the use of sample environments such as high throughput chambers and other conventional spectroscopic probes e.g. IR, Raman.



Beamline Specification

Energy range [keV]	2 – 35
Investigated elements	P – I (K edge) Y – U (L edges), Pt – onwards (M edges)
Beam Size (μm) (at sample position)	200 μm x 250 μm up to 1 mm x 1 mm (H x V)
Sample environments	Cryostats (> 1.5 K) Furnaces (295 – 1173 K) Capillary-based sample cell (295-1173 K, 1 bar, gas flow)
Techniques available	QEXAFS, Combined XAS/XRD, Space for other complementary techniques
Detector & Analyser	Electron yield 4 element Si DRIFT detector for the range 2-15 keV (high count rate with XSPRESS2) 36 element Ge monolithic detector above 5 keV (high count rate with XSPRESS2)

For further information please contact the Diamond Industrial Liaison Office on



+44 (0)1235 778797



industry@diamond.ac.uk




www.diamond.ac.uk/industry



@DiamondILO


Catalysts

- Direct studies of the structure and interaction of catalysts with chemical reagents under rapidly changing environmental conditions – three-way catalysts, fuel cells;
- Characterisation of redox-active nanocrystalline oxides, microporous materials;
- Study solution chemistry;
- Investigations of materials during hydrothermal reactions.



Material Science

- Study materials e.g. semiconductors under realistic conditions of high pressures and temperatures;
- Studies complex materials and catalysts by combined XAS/XRD to correlate changes in the short and long-range structures;
- Study kinetic processes in operating electrochemical cells;
- Design and characterisation of novel, advances materials.



Environmental

- Study metal speciation of toxic materials to handle the remediation of environmental contamination;
- Study the formation of minerals by bacteria;
- Investigations on superhydrophobic coating for limestone protection.



Biology

- Determination of the structure of metalloproteins;
- Study biochemical processes – the life mechanisms of photosynthesis or respiration.



For further information please contact the Diamond Industrial Liaison Office on



+44 (0)1235 778797



industry@diamond.ac.uk



www.diamond.ac.uk/industry



@DiamondILO